



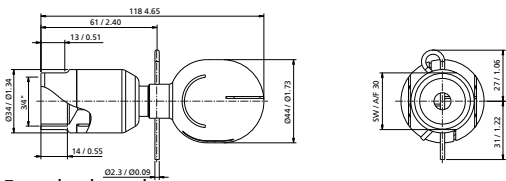
Turbo SSB 75 Pin Fix Turbo SSB 75 CS
BSP/NPT

- Slow constant rotation
- Powerful fan jets
- Combined shaft version (CS) without pinned ball

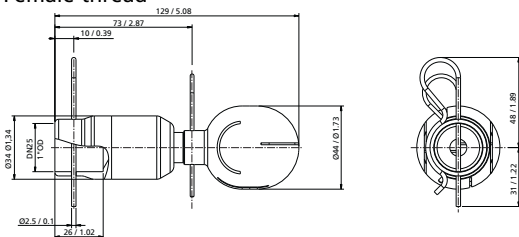
	Turbo SSB 75
Working pressure:	2 - 10 bar (29 - 145 psi)
Cleaning diameter:	max. 4.7 m (15.4 ft)
Flow rate:	3.6 - 9.2 m ³ /h (60 - 153.3 l/min / 15.85 - 40.5 USgpm)
Spray angle:	360°
Operating temperature:	max. 90 °C (194 °F)
Ambient temperature/SIP:	max. 140 °C (284 °F), 30 min
Insertion opening:	Turbo SSB 75 BSP/NPT min. 60 mm (2.36 inch) / Pin Fix min. Ø 90 mm (3.54 inch) Turbo SSB 75 CS BSP/NPT min. 45 mm (1.77 inch) / PinFix min. Ø 90 mm (3.54 inch)
Materials:	stainless steel 316L (1.4404) with C-PTFE or PTFE
Preferred mounting position:	vertical down

Version	Part number	Version	Part number
3/4" BSP female / C-PTFE ²	4660-2337-113	3/4" BSP female / C-PTFE CS ²	4660-2558-421
3/4" BSP female / PTFE	4660-2336-112	3/4" BSP female / PTFE CS	4660-2558-418
3/4" NPT female / C-PTFE ²	4660-2341-213	3/4" NPT female / C-PTFE CS ²	4660-2558-422
3/4" NPT female / PTFE	4660-2346-212	3/4" NPT female / PTFE CS	4660-2558-424
Pin Fix for 1" OD (25.4 x 1.6 mm) pipe / C-PTFE ²	4660-2342-413	Pin Fix for 1" OD (25.4 x 1.6 mm) pipe / C-PTFE CS ²	4660-2558-423
Pin Fix for 1" OD (25.4 x 1.6 mm) pipe / PTFE	4660-2347-412	Pin Fix for 1" OD (25.4 x 1.6 mm) pipe / PTFE CS	4660-2558-425
Pin Fix for DN 25 (29 x 1.5 mm) pipe / C-PTFE ²	4660-2558-413	Pin Fix for DN 25 (29 x 1.5 mm) pipe / C-PTFE CS ²	4660-2558-420
Pin Fix for DN 25 (29 x 1.5 mm) pipe / PTFE	4660-2558-414	Pin Fix for DN 25 (29 x 1.5 mm) pipe / PTFE CS	4660-2558-419

² suitable for use in potentially explosive atmospheres

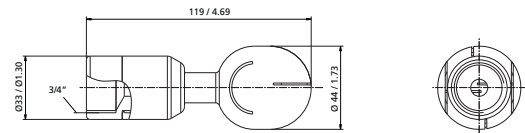


Female thread

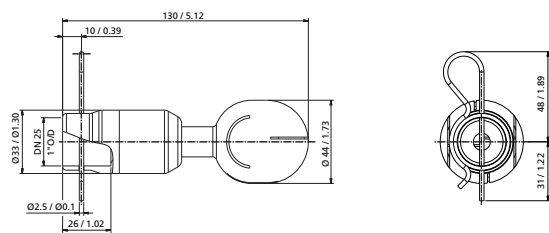


Pin Fix

Dimensions (mm / inch)



CS Female thread



CS Pin Fix

